

With a Twist

A National SLMM Exhibition

Artists in this project agreed to share materials with a randomly selected partner, and to create new art with what they received. Format, substrate, medium, and size were up to each artist. The twist? Each pair of artists chose a color to highlight in their work.

Organized by Judie Bordic and Vicky Lennon. Exhibition presentation compiled by Liz Ruest.

Many thanks to our committee member, Nancy Nikkal, for sharing her thoughts that sparked the creation of our latest fun project.

Contents

Vicky Lennon & Karrie Steely	2
Judie Bordic & Sage Schmutz	3
Nancy Egol Nikkal & Georgia Mason	4
Barbara Stevens & Marlene Meitl	5
Terri MacDonald & Michelle Schaffer	6
Kathleen Kuchar & Jaleh Etemad.....	7
Ann Hartley & Brenda Gear	8
Sue Burke Harrington & Janet Ruffin.....	9
Helen Gwinn & Nicola Mason.....	10
Secily Cruse & Cal Mahin	11
Alyssa Bliven & Lavina Blossom	12
Connie Fisher & Tomi LaPierre	13
Beth DeMont & Vicki Lennon	14
Rachel X & Mary Kottman	15
Jean Griffin & Jean Warren.....	16
Helene Pappas & Naomi Warren.....	17

Vicky Lennon & Karrie Steely


Vicky Lennon: Long Ago

My 8 x 10 piece was made using treasures from my partner Karrie Steely. I enjoyed talking with Karrie and sharing items I never knew about.



Karrie Steely: Close Quarters

It was such a fun experience getting to know my partner and talking about our colors, textures and process. I especially loved exchanging materials.



Judie Bordic & Sage Schmutz

Judie Bordic: My Sunshine

An unfinished piece sitting in solitude for years, receives an occasional glance and then is ignored many times without further attention, BUT finally comes to fruition as “My Sunshine!”

Thanks to Nancy Egol Nikkal for initiating our recent “SLMM with a Twist” special project, which ignited the opportunity for members to create a new or long anticipated fun piece.


Fun and joy resulted from sweet Sage’s gifts and the colorful twisted ribbon. Many thanks to Nancy, Sage, Vicky and Liz for the special results of our meaningful connections.



Sage Schmutz: In Tandem

12x12 piece on wood panel

I enjoyed the opportunity to start a new series, with the color pink being the common denominator. Many thanks to Judie Bordic, my partner in pink, for the inspiring material we exchanged.



Nancy Egol Nikkal & Georgia Mason

Nancy Egol Nikkal: Triple Layer (Mostly Blue)

Collage painting on 10"x8" panel.

Georgia Mason and I were partners for the "Collaborate with a Twist" 2023 SLMM project. We spoke on the phone and discussed a color. I asked if we could create work with 2 colors because I have a current series in progress and the colors are created with Geli plate stencils in orange and blue. She said "OK" and we exchanged assorted papers in snail mail and sent each other image files for works in progress via email. I created 3 works for the Twist project and she created 4, and it turns out my work is mostly blue, probably due to the single painted layer.


I am inspired by Georgia's amazing, beautiful paintings and wanted to create a collage that was also painterly, but my finished work is mostly collage because I always add cut and pasted papers as a final layer.



My collage is titled Triple Layer (Mostly Blue). The 1st layer started as a collage with painted paper strips, followed by a layer with blue acrylic paint that covered papers in the upper half, followed by a layer with cut and pasted papers that look like wavy lines and topsy-turvy letters. Some of the paper strips in the lower half are Georgia's gift.

Georgia Mason: Free Play

I painted over with acrylic a collage that I had done in a previous SLMM exchange. Working with blue and orange, the colors Nancy Nikkal chose for our exchange.



Barbara Stevens & Marlene Meitl

Barbara Stevens: Deep Roots

Mixed media, 10"x10"



Marlene Meitl: Rusty



Kathleen Kuchar & Jaleh Etemad

Kathleen Kuchar:

Picasso Rides into the 21st Century

Acrylic on panel, 12"x12"x2" deep.

The experience was challenging but so much fun. Jaleh sent me a large number of papers and I selectively included my favorites in the circle. We used red as our color and I love the fact that the red circle I sent Jaleh is from the same paper that I used to create the circle in my collage. The circle is dominant in each of our collages and connects us and our work!



Jaleh Etemad: Joy

12x12x2". Acrylic paint, paper on Ampersand wood cradle.

When I received the pieces of the material Kathleen Kuchar it was very exciting for me. The first thing I did was deal with the design to start work. I covered the whole surface with paint and then started putting down the pieces with fluid media.

The design was important, the colors of the pieces dominant, which was the color red and the piece became very happy and joyful resulting in its title, "JOY".



Ann Hartley & Brenda Gear

Ann Hartley: Four Blessings

11x14 piece

We exchanged collage papers and chose an oriental theme in shades of red/orange. I enjoyed meeting Brenda via phone and text, hoping to meet soon. Great fun.




Brenda Gear: Waterbirds

11x14, mounted on painted burlap-covered artboard

Twist color – RED

Materials from Ann: burnt umber rough mulberry paper, burnt orange/black hand printed paper

From my papers: black painted paper, white/black hand stenciled paper, black circular motif 'lacy' paper, vintage Japanese calligraphy workbook paper, security envelope interior paper (a la Cal Mahin), duck/birds/lotus motif red money gift envelope from Chinese museum shop



Sue Burke Harrington & Janet Ruffin

Sue Burke Harrington: Connections

Jan and I have connected many times over the last 40 years as friends experiencing the ups and downs of life and in our organizations. Continuing in the theme of Red-Orange, here is my photo collage, "Connections". It is digital and can be printed to various sizes.



Janet Ruffin: What are you reaching for

10"x10" Mixed Media


Our COLOR was RED ORANGE. I have known Sue for many years and have always enjoyed her photography. So I used a photograph of one of my collages to create this piece.



Helen Gwinn & Nicola Mason


Helen Gwinn: In Its Time

I've been involved lately with several images about time. "Time to Gather," and "Time to Dance," and now this one, "In Its Time." I'm not very good about expressing my imagery with words but I'm thinking "In Its Time" is about whirling and rising, breaking through beautiful soulful fragments that emerge to enrich. It has been a pure delight to communicate and exchange with Nicola. Our images seem to resonate nicely with each other! Our choice of color was apricot.



Nicola Mason: Tremor

22"x18" framed.



Secily Cruse & Cal Mahin

Secily Cruse: Untitled



Cal Mahin: Winged Victory


Made with found papers and objects: fabric and features, wood and metal items, red acrylic, black gesso.



Alyssa Bliven & Lavina Blossom

Alyssa Bliven: Growth/Anxiety

This project was so much fun :) Lavina was wonderful to work with. We decided to send each other materials that followed a color scheme. And oddly enough we both chose a red/pink/orange family. I added some blue to my piece and so did Lavina. I look forward to seeing what everyone else has done and doing something like this again.



Lavina Blossom: Catching Sight Of

Alyssa sent me such an interesting collection of materials that I intend to make more pieces that incorporate some bits I wasn't able to use in this one. The colors I received were all warm--oranges, yellowish (the round piece of felt), pinks and reds. I loved the bits of jewelry and added those as decorative elements near the bottom. The textures were fun--the red cloth full of round holes and the white cross-hatched cloth that was originally attached to it. I also received a page from a flyer or pamphlet, and it provided the eyes, mouth, and hand. An image on the flip side of the page served as a template for the blue torso, legs and feet. I really enjoyed the challenge and was pleased that what I came up with is unlike anything I've created before. This project took me out of my comfort zone in the best sort of way.



Connie Fisher & Tomi LaPierre

Connie Fisher : Silver Thunderbird

Tomi sent me some wonderful materials. This project was a stretch for me as I have only done a handful of collage pieces. But I have occasionally used 1 or 2 pieces of collage material in my paintings. I had fun working and creating this while listening to Marc Cohn.



Tomi LaPierre : Cosmos

Assemblage/collage, 11"x14"

Connie and I have obviously different styles - hers being more refined and lower-key. Mine is a more direct and in-your-face approach. However, her ability to take on the bits and pieces I sent her and give them the "Connie Fisher" polish was so enlightening. Loved the project.



Beth DeMont & Vicki Lennon

Beth DeMont: Crazy Mixed-Up Me



Vicki Lennon: Winning your Heart

I enjoyed sharing and talking with Beth. It's fun getting to know other artists from across this vast United States. I never thought this would happen when I joined SLMM, but through volunteering for these special projects and attending our Zoom meetings, I have made many caring friends.



Rachel X & Mary Kottman

Rachel X: The Royal We



Mary Kottman: La Petite Chouette, California Vibes

Rachel and I talked about using blue with green and coral pink. She sent me enough material to make two large collages. Since she added several black and gold pieces, I used them with the green for a separate collage. I loved the blue fabrics she sent and used them for a predominantly blue collage.



Jean Griffin & Jean Warren

Jean Griffin : Woven Together

Watercolor and collage, 9 x 12"

As this piece moved back and forth from Jean to Jean, pieces were placed over, under, and around the orange strips which began only adhered to the outside edges. Paint was added, lines were drawn, decisions made, until it became whole. Never having worked together before made each step back and forth, unexpected and challenging! Thoroughly enjoyed this collaboration!



Jean Warren: Cultivating

Watercolor and collage, 8 x 10"

Recently, I discovered that I plan my garden the same way that I create my paintings, by letting the process of design and intuition take shape. I respond to what was there at the start; then decide what color or shape comes next, on and on. Jean Griffin and I first started our own paintings and then mailed them to each other. We then added our own collage pieces, paint or pen and mailed them back to the other person. They traveled through the mail several times. We liked collaborating this way, bouncing off of what the other person did presented us with unexpected opportunities and new ideas!



Helene Pappas & Naomi Warren

Helene Pappas: Untitled

Naomi Warren sent me various small paper boards, blue checked tissue paper, white gel pen, chop stick, and rubber eraser to incorporate into an abstract piece utilizing the color of "Ultramarine Blue."

This abstract piece has an organic feel and mysteriously, (which was not planned), features a figure in the upper right area,

I enjoyed the exercise and freedom while restricted to using some of the materials Naomi provided. It truly was a "Twisted" exercise for Halloween!



Naomi Warren: Beyond the Pond

Watercolor on Acid free Paper

We chose the color ultramarine blue.

I found this project fun to work together with a person I just met and come up with a similar but different piece of art. It was a learning experience. I loved that we shared items with each other of our own choice. I think it was a great way to learn more about each other and the choices we make in art.

I created marks using watercolor, making sure I utilized plenty of the Ultramarine Blue color. When finished, I allowed the painting to dry. I then meditated on the picture until I discovered the life within it. This was an abstract painting which I am not so familiar with. That made it a great challenge and added to the fun. I began seeing creatures in the shapes on the paper canvas and chose a black permanent ink pen and a jelly roll white market bring the creatures to life!

